


Weekly Stock Market Ownership and Trading Activity Report

Market Reports

Week Ending 26 September 2019



Definitions



Weekly Stock Market Ownership and Trading Activity Report

Definitions

Nationality	Investor Type	Description
Saudi	Individuals*	Saudi Individuals have been classified under 4 categories as defined below:
	- Retail	Retail investors are Saudi individuals , excluding IPIs (see below) and HNWIs.
	- High Net Worth Investors (HNWIs)	HNWIs are Saudi individuals who have had an average portfolio size of SAR 1m (and above) for the preceding 12 months, excluding IPIs (see below).
	- Individual Professional Investors (IPIs)	IPIs are Saudi individuals who have had an average portfolio size of SAR 50m (and above) for the preceding 12 months and a portfolio turnover ratio of not more than 4 times annually.
	- Individual DPMs	Saudi individual investment account in which the manager (Authorized Person) makes the buy/sell decisions for its client without referring to the account owner (based on to the agreed terms between them).
	Institutions	Saudi Institutions have been classified under 4 categories as defined below:
	- Corporates	Saudi company with a commercial registration permitting its investment in the stock market .
	- Mutual Funds	A mutual fund managed by an Authorized Person and licensed by the CMA.
	- Government Related Entities (GREs)	A Government entity or a supranational authority recognized by the CMA.
	- Institutional DPMs	Saudi institutional investment account in which the manager (Authorized Person) makes the buy/sell decisions for its client without referring to the account owner (based on to the agreed terms between them).
GCC	Individuals*	GCC natural person
	Institutions	GCC legal person with a commercial registration certificate (corporate or mutual fund), in addition to GCC government entities .
	GCC DPMs	GCC investment account (institutional or individual) in which the manager (Authorized Person) makes the buy/sell decisions for its client without referring to the account owner (based on to the agreed terms between them).
Foreign	SWAP Holders	Authorized Person with the permission to enter into SWAP agreements to transfer the economic benefits of its ownership of shares in Saudi companies listed on the Saudi Stock Exchange to its non-resident foreign clients.
	Foreign Residents*	Foreign investors domiciled in the Kingdom with a valid residency permit (Iqama) (excluding GCC nationals).
	QFIs	Qualified Foreign Institutional investors registered with the CMA in accordance with the QFI Rules, to invest in shares listed on the Saudi Stock Exchange.
	Foreign DPMs	Foreign resident investment account in which the manager (Authorized Person) makes the buy/sell decisions for its client without referring to the account owner (based on to the agreed terms between them).
	Strategic Partners	Foreign investors considered founders and partners of Saudi listed companies.
	NRFI	Non-Resident Foreign Investors in accordance with the Guidance Note for the investment of Non- Resident Foreigners in Parallel Market

*Nomu-Parallel Market Individual Investors

Individuals who fulfill any of the following:

- Conducted transactions not less than SAR 40m, and not less than 10 transaction in each quarter during last 12 months.
- Have an average portfolio size of SAR 5m for the preceding 12 months
- Worked for at least 3 years in financial sectors.
- Hold General Securities Qualification Certificate which is recognized by the Authority.
- Holds professional certificate that is related to securities business and accredited by an internationally recognized entity

Main Market - Value Traded & Ownership Breakdown



Weekly Report - Main Market

Value Traded (by Nationality and Investor Type)

Main Market Value Traded Breakdown - By Nationality and Investor Type

Nationality	Investor Type	Buy		Sell		Net Value Traded	
		SAR	% of Total Buys	SAR	% of Total Sells	SAR (Buy - Sell)	Difference (% Buy - % Sell)
Saudi	Individuals:						
	Retail	3,734,958,785	37.96%	4,176,265,677	42.44%	-441,306,892	-4.48%
	HNWIs	2,417,949,883	24.57%	2,610,681,707	26.53%	-192,731,824	-1.96%
	IPIs	241,835,563	2.46%	279,830,767	2.84%	-37,995,204	-0.39%
	Individual DPMs	71,959,711	0.73%	124,210,942	1.26%	-52,251,231	-0.53%
	Sub Total (Individuals)	6,466,703,942	65.72%	7,190,989,092	73.08%	-724,285,150	-7.36%
	Institutions:						
	Corporates	696,305,396	7.08%	240,215,824	2.44%	456,089,571	4.64%
	Mutual Funds	346,151,765	3.52%	455,942,307	4.63%	-109,790,543	-1.12%
	GRE's	122,751	0.00%	11,693	0.00%	111,058	0.00%
	Institution DPMs	102,182,978	1.04%	588,234,002	5.98%	-486,051,024	-4.94%
	Sub Total (Institutions)	1,144,762,889	11.63%	1,284,403,826	13.05%	-139,640,937	-1.42%
Total Saudi Investors	7,611,466,831	77.35%	8,475,392,918	86.13%	-863,926,087	-8.78%	
GCC	Individuals	16,232,604	0.16%	21,071,331	0.21%	-4,838,727	-0.05%
	Institutions	132,858,679	1.35%	168,642,333	1.71%	-35,783,654	-0.36%
	GCC DPMs	903,608	0.01%	532,894	0.01%	370,714	0.00%
	Total GCC Investors	149,994,891	1.52%	190,246,558	1.93%	-40,251,667	-0.41%
Foreign	SWAP Holders	29,727,708	0.30%	52,737,065	0.54%	-23,009,357	-0.23%
	Foreign Residents	132,189,625	1.34%	126,974,252	1.29%	5,215,373	0.05%
	QFIs	1,916,015,600	19.47%	994,355,189	10.11%	921,660,412	9.37%
	Foreign DPMs	311,327	0.00%	0	0.00%	311,327	0.00%
	Strategic Partners	0	0.00%	0	0.00%	0	0.00%
	Total Foreign Investors	2,078,244,260	21.12%	1,174,066,506	11.93%	904,177,754	9.19%
Grand Total		9,839,705,982	100.00%	9,839,705,982	100.00%		

Weekly Report - Main Market

Value Traded (by Investor Classification)

Main Market Value Traded Breakdown - By Investor Classification						
Investor Classification	Buy		Sell		Net Value Traded	
	SAR	% of Total Buys	SAR	% of Total Sells	SAR (Buy - Sell)	Difference (% Buy - % Sell)
Institutional	3,538,375,085	35.96%	2,904,713,015	29.52%	633,662,070	6.44%
Non-Institutional	6,301,330,897	64.04%	6,934,992,967	70.48%	-633,662,070	-6.44%
Grand Total	9,839,705,982	100.00%	9,839,705,982	100.00%		

Definitions

Institutional:

Refers to investors with institutional behavior including GREs, Saudi Corporates, Saudi Mutual Funds, Saudi and Non-Saudi DPMs, Saudi Individual Professional Investors (IPI), SWAP Holders, Foreign Strategic Partners and Qualified Foreign Investors (QFI).

Non Institutional:

Refers to investors with non-institutional behavior including Saudi Retail Investors, Saudi High Net Worth Investors (HNWI), GCC Individuals and Foreign Residents.





Weekly Report - Main Market

Ownership Value (by Nationality and Investor Type)

Main Market Ownership Breakdown - By Nationality and Investor Type							
Nationality	Investor Type	As of 19 September 2019		As of 26 September 2019		Weekly Change	
		Holding Value (SAR)	Ownership (%)	Holding Value (SAR)	Ownership (%)	Δ Holding Value (SAR)	Δ Ownership (%)
Saudi	Individuals:						
	Retail	71,662,352,436	3.82%	73,029,478,240	3.85%	1,367,125,804	0.03%
	HNWIs	143,486,785,955	7.65%	145,218,691,479	7.66%	1,731,905,523	0.01%
	IPIs	261,368,316,570	13.93%	262,289,188,471	13.83%	920,871,901	-0.10%
	Individual DPMs	4,256,591,283	0.23%	4,249,246,564	0.22%	-7,344,719	0.00%
	Sub Total (Individuals)	480,774,046,243	25.63%	484,786,604,753	25.56%	4,012,558,510	-0.07%
	Institutions:						
	Corporates	332,214,675,961	17.71%	336,138,567,374	17.72%	3,923,891,414	0.01%
	Mutual Funds	190,239,925,070	10.14%	191,037,844,824	10.07%	797,919,754	-0.07%
	GRE's	644,881,429,370	34.38%	652,842,023,458	34.42%	7,960,594,088	0.05%
	Institution DPMs	34,553,933,401	1.84%	34,784,003,606	1.83%	230,070,204	-0.01%
	Sub Total (Institutions)	1,201,889,963,802	64.07%	1,214,802,439,262	64.06%	12,912,475,460	-0.02%
Total Saudi Investors	1,682,664,010,045	89.70%	1,699,589,044,015	89.62%	16,925,033,970	-0.09%	
GCC	Individuals	2,476,924,969	0.13%	2,441,669,637	0.13%	-35,255,333	0.00%
	Institutions	31,829,096,218	1.70%	31,882,469,237	1.68%	53,373,019	-0.02%
	GCC DPMs	577,888,731	0.03%	569,937,176	0.03%	-7,951,555	0.00%
	Total GCC Investors	34,883,909,918	1.86%	34,894,076,050	1.84%	10,166,131	-0.02%
Foreign	SWAP Holders	3,147,489,407	0.17%	3,077,294,200	0.16%	-70,195,207	-0.01%
	Foreign Residents	5,377,131,300	0.29%	5,398,088,115	0.28%	20,956,815	0.00%
	QFIs	101,028,864,816	5.39%	104,622,490,949	5.52%	3,593,626,132	0.13%
	Foreign DPMs	17,260,288	0.00%	16,724,378	0.00%	-535,910	0.00%
	Strategic Partners	48,658,140,920	2.59%	48,848,465,063	2.58%	190,324,143	-0.02%
	Total Foreign Investors	158,228,886,731	8.44%	161,963,062,704	8.54%	3,734,175,973	0.10%
Grand Total		1,875,776,806,695	100.00%	1,896,446,182,769	100.00%	20,669,376,074	

Weekly Report - Main Market

Ownership Value (by Investor Classification)

Main Market Ownership Breakdown - By Investor Classification						
Investor Classification	As of 19 September 2019		As of 26 September 2019		Weekly Change	
	Holding Value (SAR)	Ownership (%)	Holding Value (SAR)	Ownership (%)	Δ Holding Value (SAR)	Δ Ownership (%)
Institutional	1,652,773,612,035	88.11%	1,670,358,255,299	88.08%	 17,584,643,264	 -0.03%
Non-Institutional	223,003,194,660	11.89%	226,087,927,470	11.92%	 3,084,732,810	 0.03%
Grand Total	1,875,776,806,695	100.00%	1,896,446,182,769	100.00%	20,669,376,074	

Definitions

Institutional:

Refers to investors with institutional behavior including GREs, Saudi Corporates, Saudi Mutual Funds, Saudi and Non-Saudi DPMs, Saudi Individual Professional Investors (IPI), SWAP Holders, Foreign Strategic Partners and Qualified Foreign Investors (QFI).

Non Institutional:

Refers to investors with non-institutional behavior including Saudi Retail Investors, Saudi High Net Worth Investors (HNWI), GCC Individuals and Foreign Residents.

Nomu-Parallel Market - Value Traded & Ownership Breakdown



Weekly Report – Nomu-Parallel Market

Value Traded (by Nationality, Investor Type, & Classification)

Nomu-Parallel Market Value Traded Breakdown - By Nationality and Investor Type

Nationality	Investor Type	Buy		Sell		Net Value Traded	
		SAR	% of Total Buys	SAR	% of Total Sells	SAR (Buy - Sell)	Difference (% Buy - % Sell)
Saudi	Individuals	5,126,403	82.72%	5,238,657	84.53%	-112,254	-1.81%
	Corporates	27,030	0.44%	279,186	4.50%	-252,156	-4.07%
	Institution	570,830	9.21%	101,145	1.63%	469,685	7.58%
	Total Saudi Investors	5,724,263	92.36%	5,618,988	90.67%	105,275	1.70%
GCC	Individuals	0	0.00%	0	0.00%	0	0.00%
	Institutions	0	0.00%	0	0.00%	0	0.00%
	Total GCC Investors	0	0.00%	0	0.00%	0	0.00%
Foreign	SWAP Holders	0	0.00%	0	0.00%	0	0.00%
	Foreign Residents	137,637	2.22%	578,450	9.33%	-440,814	-7.11%
	QFIs	335,538	5.41%	0	0.00%	335,538	5.41%
	Total Foreign Investors	473,175	7.64%	578,450	9.33%	-105,275	-1.70%
Grand Total		6,197,438	100.00%	6,197,438	100.00%		

Nomu-Parallel Market Value Traded Breakdown - By Investor Classification

Investor Classification	Buy		Sell		Net Value Traded	
	SAR	% of Total Buys	SAR	% of Total Sells	SAR (Buy - Sell)	Difference (% Buy - % Sell)
Institutional	933,398	15.06%	380,331	6.14%	553,068	8.92%
Non-Institutional	5,264,040	84.94%	5,817,107	93.86%	-553,068	-8.92%
Grand Total	6,197,438	100.00%	6,197,438	100.00%		

Institutional:

Refers to investors with institutional behavior including Saudi Corporates and Institutions (GREs & Mutual Funds), GCC Institutions (GREs, Corporate & Mutual Funds), SWAP Holders, and Qualified Foreign Investors (QFI).

Non Institutional:

Refers to investors with non-institutional behavior including Qualified Saudi and GCC Individuals and Qualified Foreign Residents.

Weekly Report – Nomu-Parallel Market

Ownership Value (by Nationality, Investor Type, & Classification)

Nomu-Parallel Market Ownership Breakdown - By Nationality and Investor Type							
Nationality	Investor Type	As of 19 September 2019		As of 26 September 2019		Weekly Change	
		Holding Value (SAR)	Ownership (%)	Holding Value (SAR)	Ownership (%)	Δ Holding Value (SAR)	Δ Ownership (%)
Saudi	Individuals	4,285,917,526	95.62%	4,332,453,291	95.56%	46,535,765	-0.06%
	Corporates	125,273,236	2.79%	128,743,003	2.84%	3,469,767	0.04%
	Institution	40,261,989	0.90%	40,660,628	0.90%	398,639	0.00%
	Total Saudi Investors	4,451,452,751	99.31%	4,501,856,922	99.29%	50,404,171	-0.02%
GCC	Individuals	0	0.00%	0	0.00%	0	0.00%
	Institutions	11,128,104	0.25%	11,793,692	0.26%	665,589	0.01%
	Total GCC Investors	11,128,104	0.25%	11,793,692	0.26%	665,589	0.01%
Foreign	SWAP Holders	133,969	0.00%	134,070	0.00%	102	0.00%
	Foreign Residents	4,759,310	0.11%	4,796,529	0.11%	37,220	0.00%
	QFIs	14,764,078	0.33%	15,309,431	0.34%	545,353	0.01%
	Total Foreign Investors	19,657,356	0.44%	20,240,030	0.45%	582,674	0.01%
Grand Total		4,482,238,210	100.00%	4,533,890,644	100.00%	51,652,434	

Nomu-Parallel Market Ownership Breakdown - By Investor Classification						
Investor Classification	As of 19 September 2019		As of 26 September 2019		Weekly Change	
	Holding Value (SAR)	Ownership (%)	Holding Value (SAR)	Ownership (%)	Δ Holding Value (SAR)	Δ Ownership (%)
Institutional	191,561,375	4.27%	196,640,824	4.34%	5,079,449	0.06%
Non-Institutional	4,290,676,835	95.73%	4,337,249,820	95.66%	46,572,985	-0.06%
Grand Total	4,482,238,210	100.00%	4,533,890,644	100.00%	51,652,434	

Institutional:

Refers to investors with institutional behavior including Saudi Corporates and Institutions (GREs & Mutual Funds), GCC Institutions (GREs, Corporate & Mutual Funds), SWAP Holders, and Qualified Foreign Investors (QFI).

Non Institutional:

Refers to investors with non-institutional behavior including Qualified Saudi and GCC Individuals and Qualified Foreign Residents.

السوق المالية السعودية
Saudi Stock Exchange

تداول
Tadawul

Thank you

